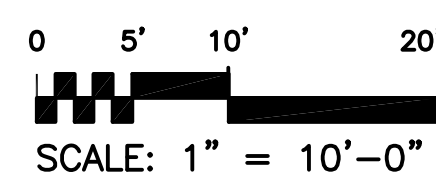
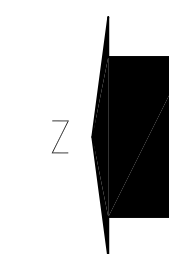


A FIRST FLOOR PLAN
SCALE: 1" = 10'-0"



PHASE 1 RESIDENTIAL CONDO PROJECT
PHASE 2 RESIDENTIAL CONDO PROJECT CURRENTLY UN-OCCUPIED
RESIDENTIAL SPACE CURRENTLY OCCUPIED
CURRENTLY OCCUPIED SPACE:
FUTURE COMMERCIAL SPACE UN-OCCUPIED
GUEST ROOM SUITE



MARYMOUNT PROPERTIES CONDOMINIUM

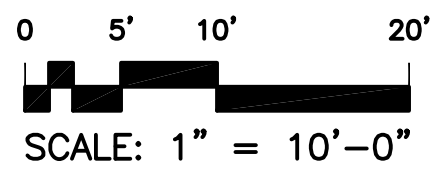
2035 E. Iron / Salina, Saline County, Kansas 67401 Sheet 3 of 5



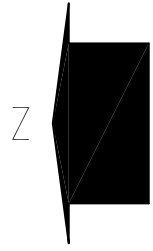
AREA CALCULATIONS Second Floor
Gross Area Second Floor: 30,869
Total all Residential Units: 13,337
Total All Commercial Units: 10,272
Total Storage & Equipment: 00
Total All Common Elements: 4,443
Total Net Square Footage: 28,052

LCE = LIMITED COMMON ELEMENT
CE = COMMON ELEMENT
CLG = CEILING ELEVATION
FFG = FLOOR ELEVATION
R = RESIDENTIAL
C = COMMERCIAL
A = AREA in SQUARE FEET

A SECOND FLOOR PLAN
SCALE: 1" = 10'-0"



PHASE 1 RESIDENTIAL CONDO PROJECT
PHASE 2 RESIDENTIAL CONDO PROJECT CURRENTLY UN-OCCUPIED
RESIDENTIAL SPACE CURRENTLY OCCUPIED
CURRENTLY OCCUPIED SPACE:
FUTURE COMMERCIAL SPACE UN-OCCUPIED
GUEST ROOM SUITE



MARYMOUNT PROPERTIES CONDOMINIUM

2035 E. Iron / Salina, Saline County, Kansas 67401 Sheet 4 of 5

